

**Hickory
Dickory
Dock**



My name is

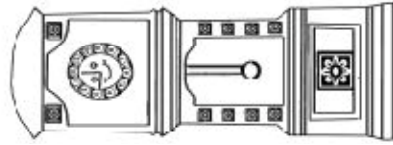
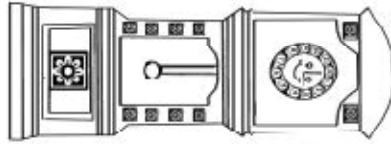
**Hickory
dickory
dock**



www.printablepaper.com
©Printable Pre-K



**The mouse ran
up the clock**



**hickory
dickory dock**

**The clock
struck 1**

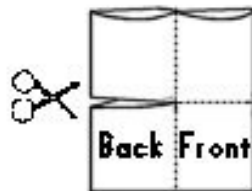
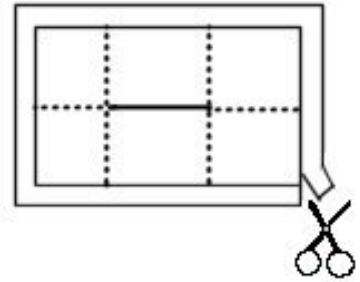


**The mouse
ran down**

Directions for Cutting and Folding of the Mini Book

Trim around the margins of the book.

Have each student write their name under "My Name is". Fold the book in the dotted line in the middle. The solid line should be in horizontal. Cut on the solid line **ONLY**.



Open up the mini book and now fold along the dotted/solid line in the center. Pull out the cut area so it takes the shape of a diamond. Push the sides of the diamond together and fold on all dotted lines.

